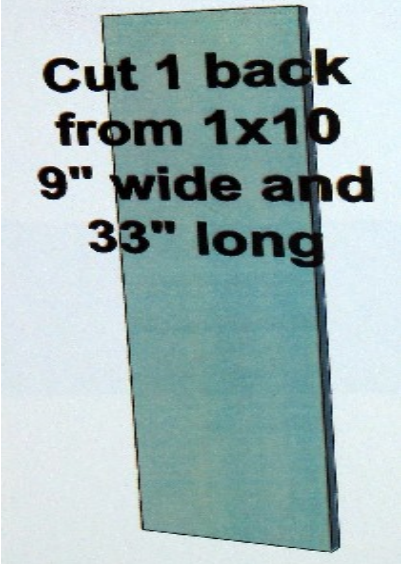



# BEN'S COUNTRY WOODSHOP SHAKER STEP STOOL WITH HANDLE

## Section 1

### Cutting the 7 Pieces From the Wood



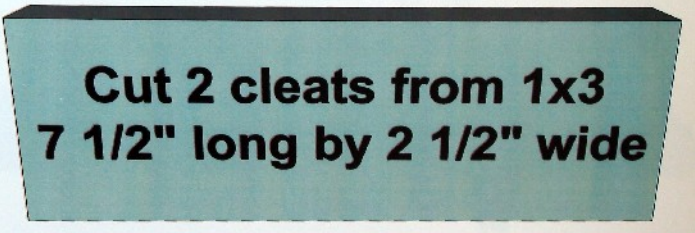
**Cut 1 back  
from 1x10  
9" wide and  
33" long**




**Cut 1 Step  
from 1x10  
9" wide and  
12 1/4" long**



**Cut 1 Front  
from 1x10  
8" high and  
9" wide**



**Cut 2 cleats from 1x3  
7 1/2" long by 2 1/2" wide**



**Cut 2 rails from 1x3  
13" long by 2 1/2" wide**

The ends of your rails will be noticeable from both the front and the back, so you need to sand the ends as smooth as possible. After sanding, your rails still need to be exactly 13" long, or they will not line up with the front of the front, and the back of the back. If, after sanding, your rails are not 13", you may want to make new ones.